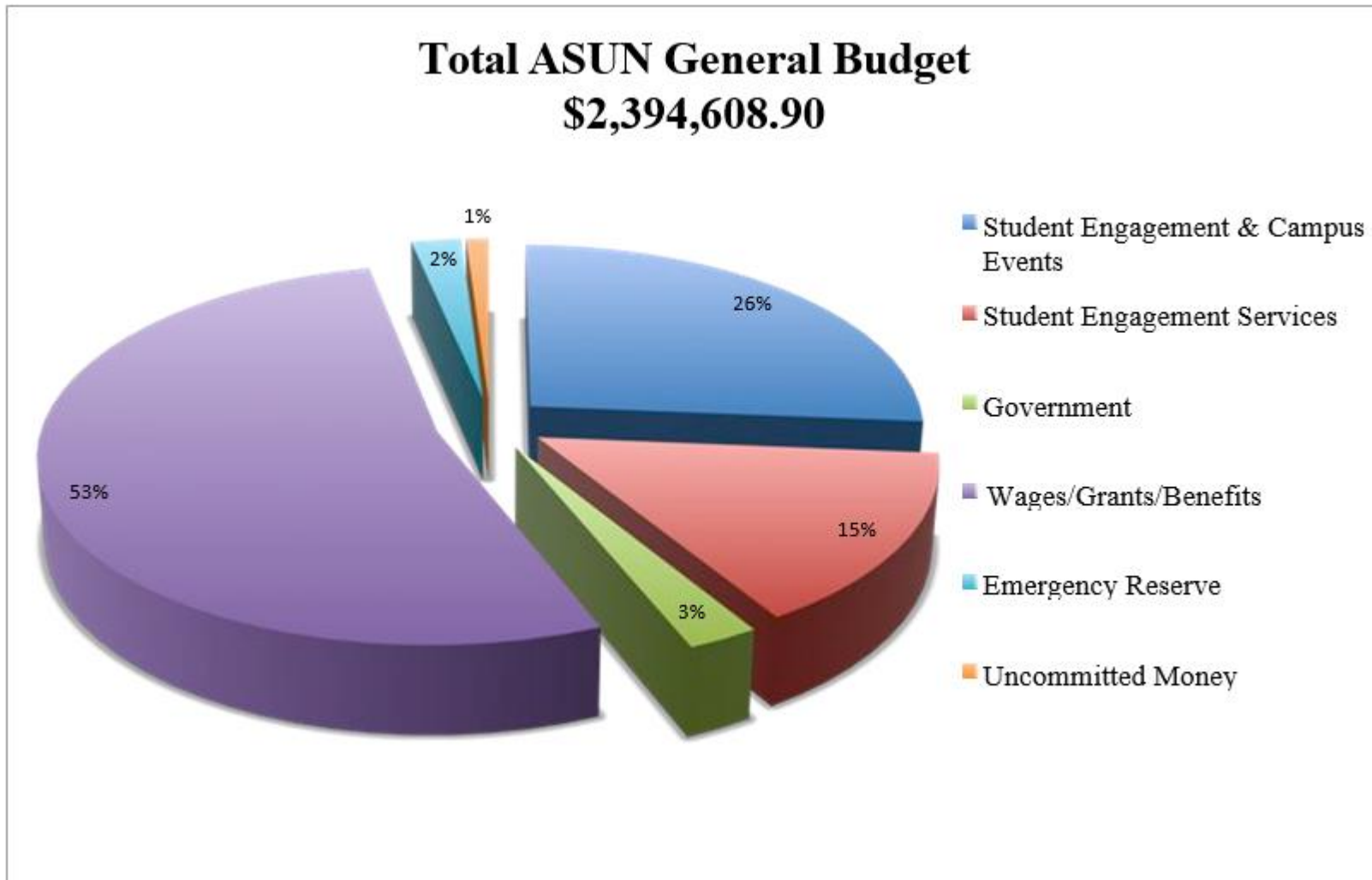


Total ASUN General Account Revenues \$2,206,275.32

Total ASUN General Budget Allocations	\$ 2,394,608.90	100.00%
Student Engagement & Campus Events	\$630,798.62	26.34%
Student Engagement Services	\$357,046.62	14.91%
Government	\$60,700.00	2.53%
Wages/Grants/Benefits	\$1,265,992.51	52.87%
Emergency Reserve	\$55,156.88	2.30%
Uncommitted Money	\$24,914.27	1.04%

*Total Allocations are greater than Total Revenues as allocations account for the money that was not used last year and has rolled over (in each account), this year.



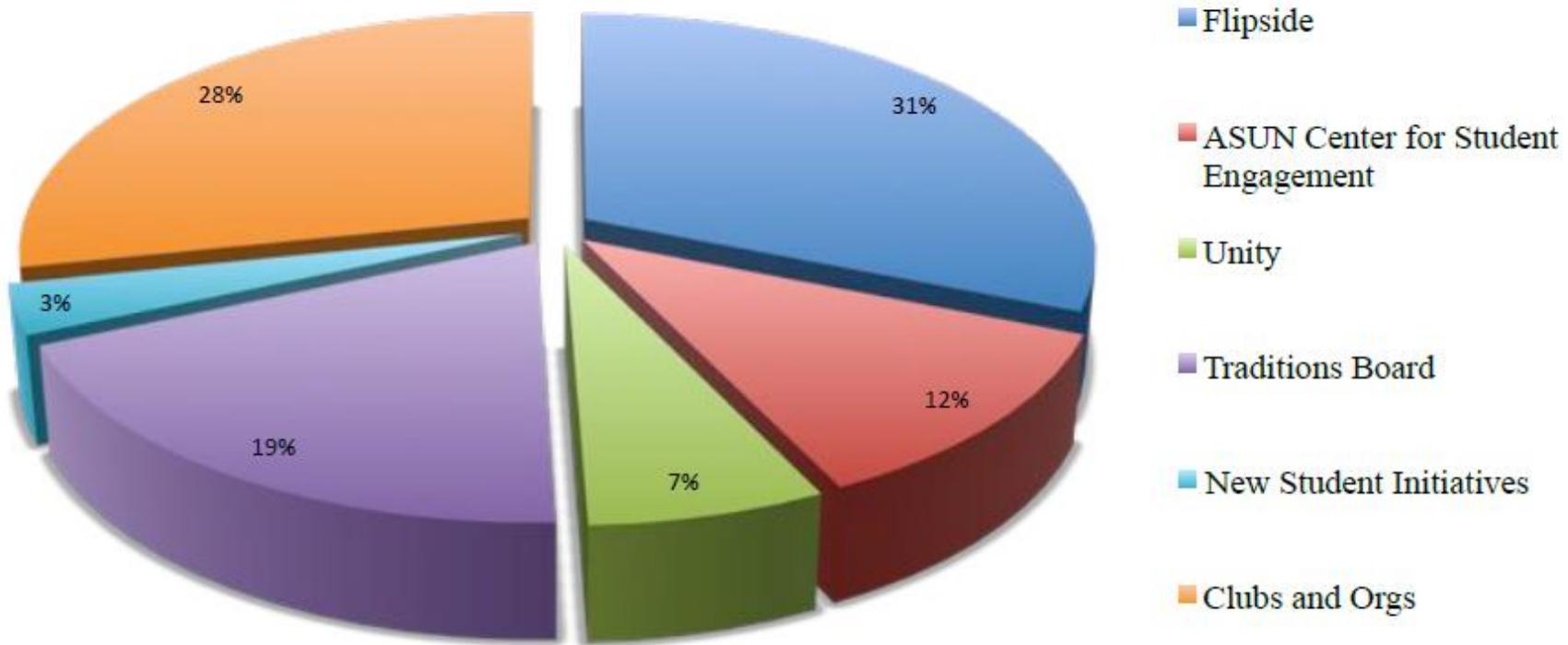
Student Engagement & Campus Events

\$630,798.62

26.34%

Flipside	\$196,273.56
ASUN Center for Student Engagement	\$74,000.00
Unity	\$41,408.75
Traditions Board	\$119,690.16
New Student Initiatives	\$21,000.00
Clubs and Orgs	\$178,426.15

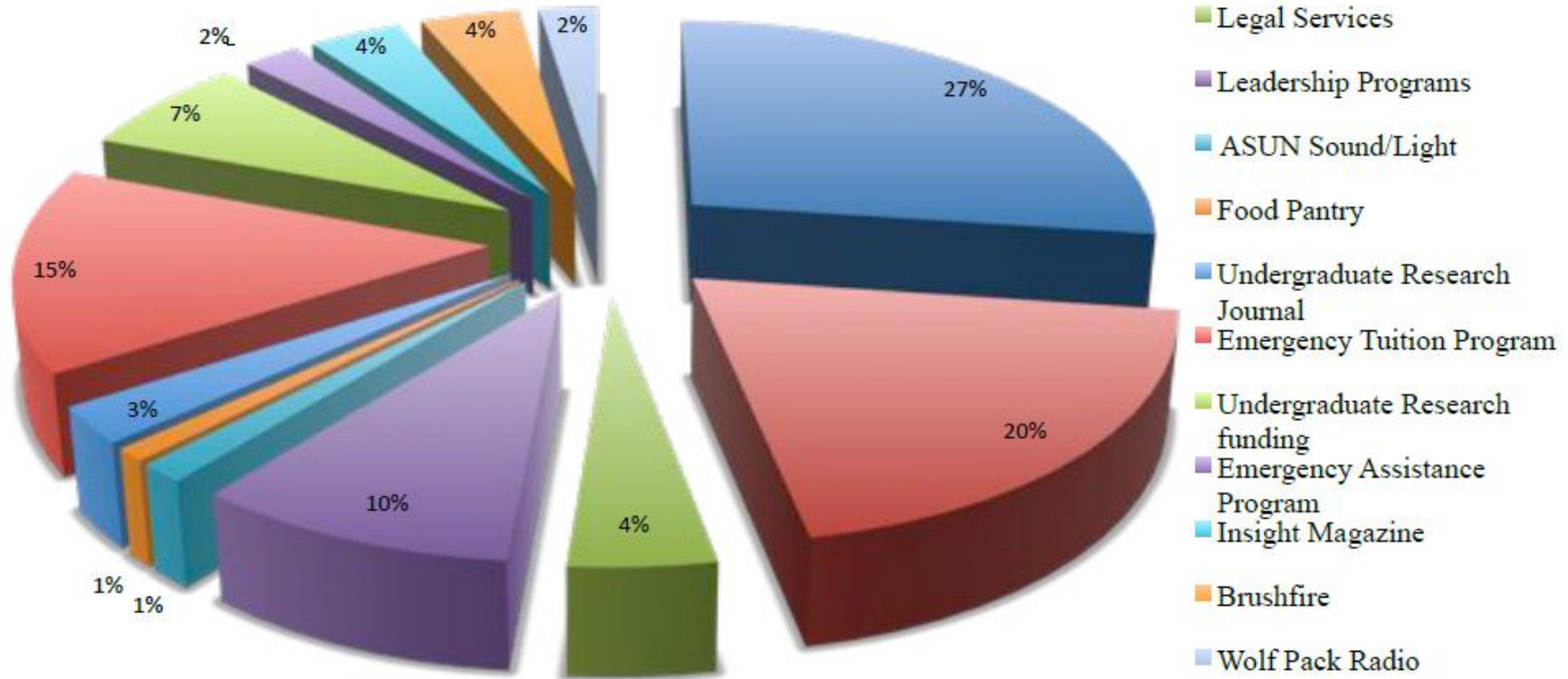
Student Engagement & Campus Events
\$630,798.62



Student Engagement Services

		\$357,046.62		14.91%
Campus Escort	\$ 96,994.00		Emergency Tuition Program	\$ 53,000.00
Inkblot Promotions	\$ 70,800.00		Undergraduate Research Funding	\$ 25,000.00
Legal Services	\$ 15,450.00		Emergency Assistance Program	\$ 7,980.00
Leadership Programs	\$ 34,000.00		Insight Magazine	\$ 14,200.00
ASUN Sound/Light	\$ 5,000.00		Brushfire	\$ 14,200.00
Food Pantry	\$ 3,417.62		Wolf Pack Radio	\$ 8,450.00
Undergraduate Research Journal	\$ 9,550.00			

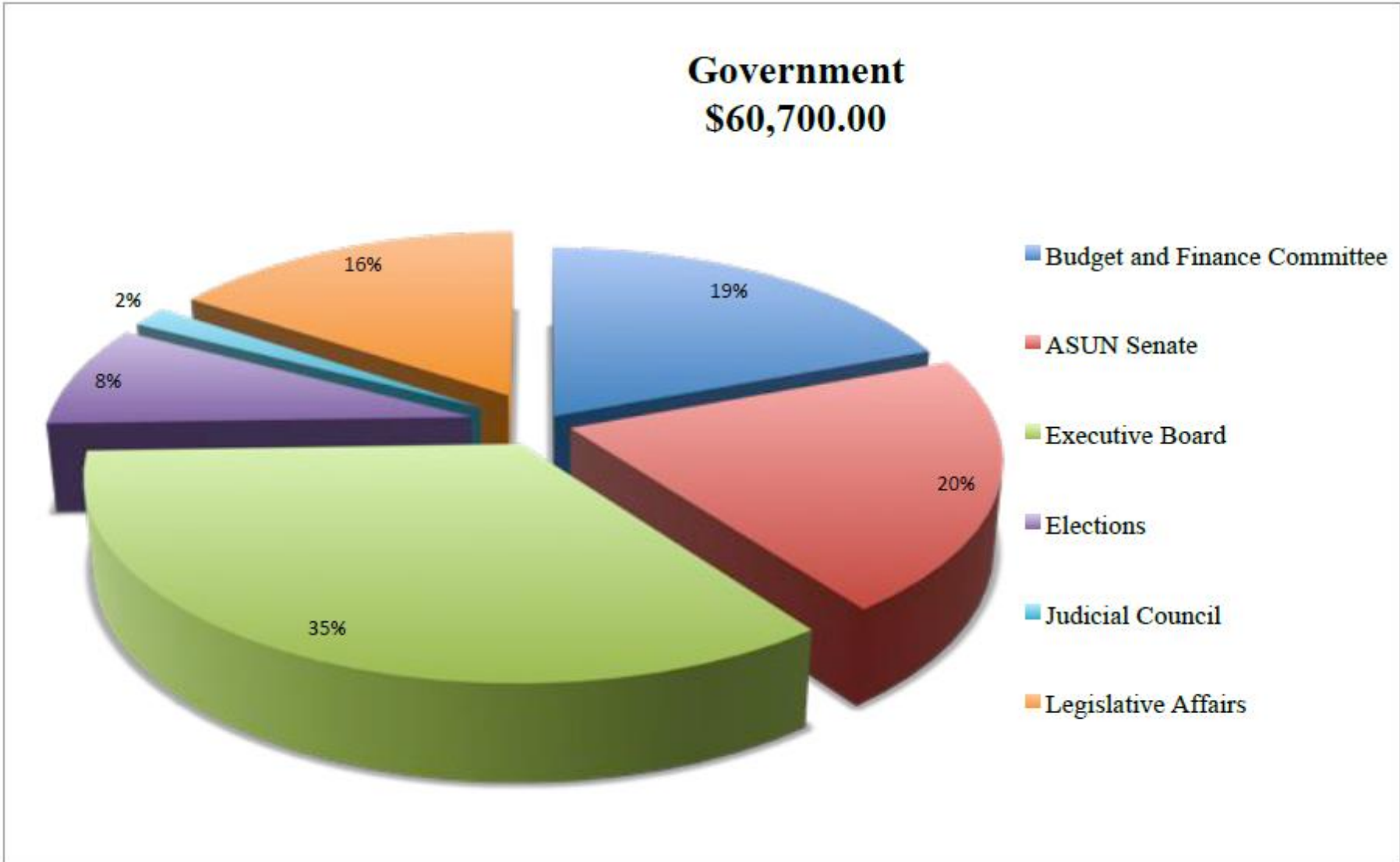
Student Engagement Services
\$357,046.62



Government

\$60,700.00 **2.53%**

Budget and Finance Committee	\$	11,700.00
ASUN Senate	\$	12,500.00
Executive Board	\$	21,000.00
Elections	\$	5,000.00
Judicial Council	\$	1,000.00
Legislative Affairs	\$	9,500.00



Wages/Grants/Benefits	\$1,265,992.51	52.87%
Student Wages and Benefits	\$641,103.93	
Professional Wages and Benefits	\$589,488.58	
Graduate Assistants and Tuition	\$35,400.00	

Wages/Grants/Benefits
\$1,265,992.51

