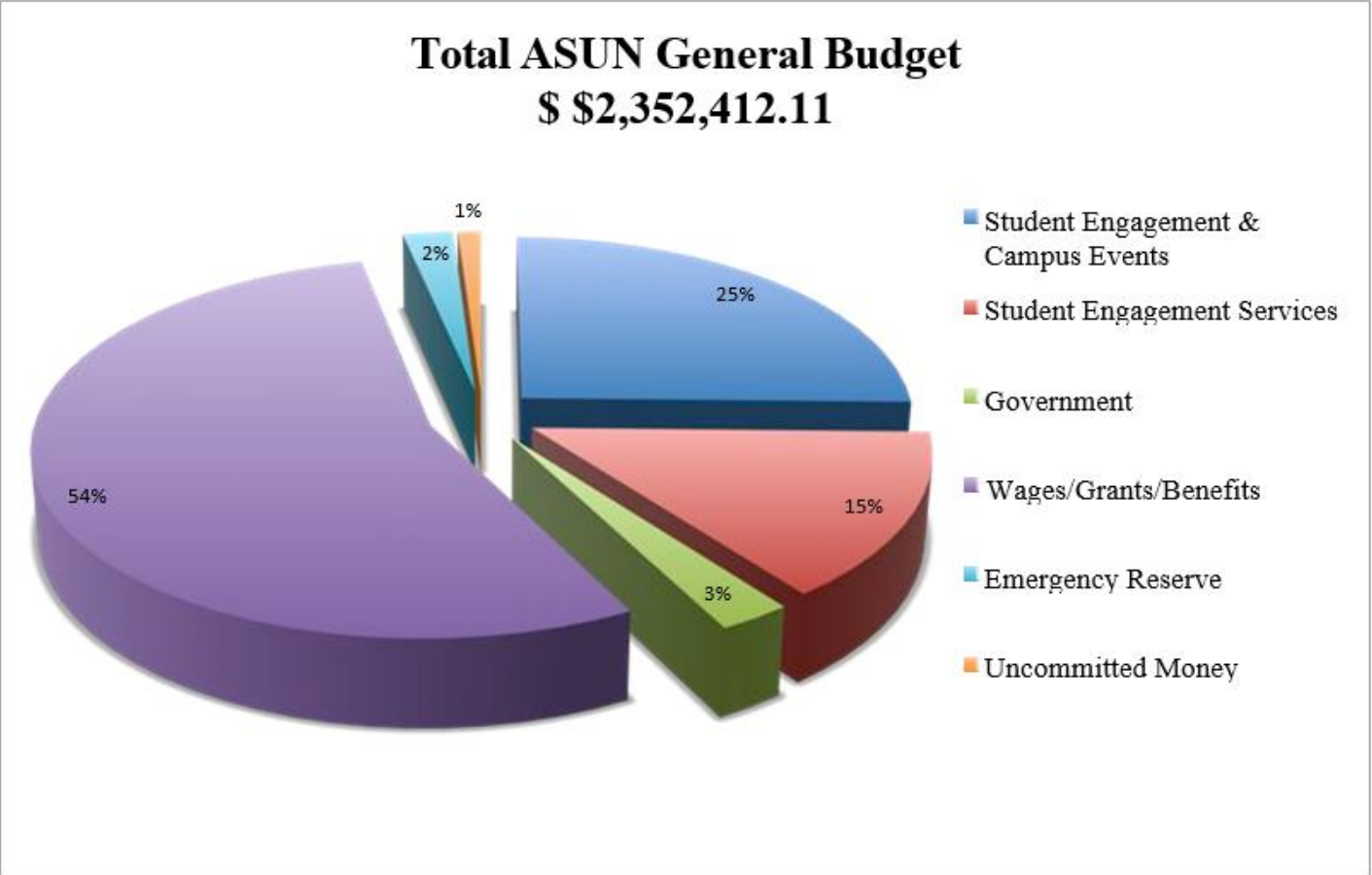


Total ASUN General Account Revenues \$ 2,174,258.53

Total ASUN General Budget Allocations \$ 2,352,412.11 100.00%

Student Engagement & Campus Events	\$595,619.01	25.32%
Student Engagement Services	\$337,366.62	14.34%
Government	\$62,500.00	2.66%
Wages/Grants/Benefits	\$1,277,487.93	54.31%
Emergency Reserve	\$54,356.46	2.31%
Uncommitted Money	\$25,082.09	1.07%

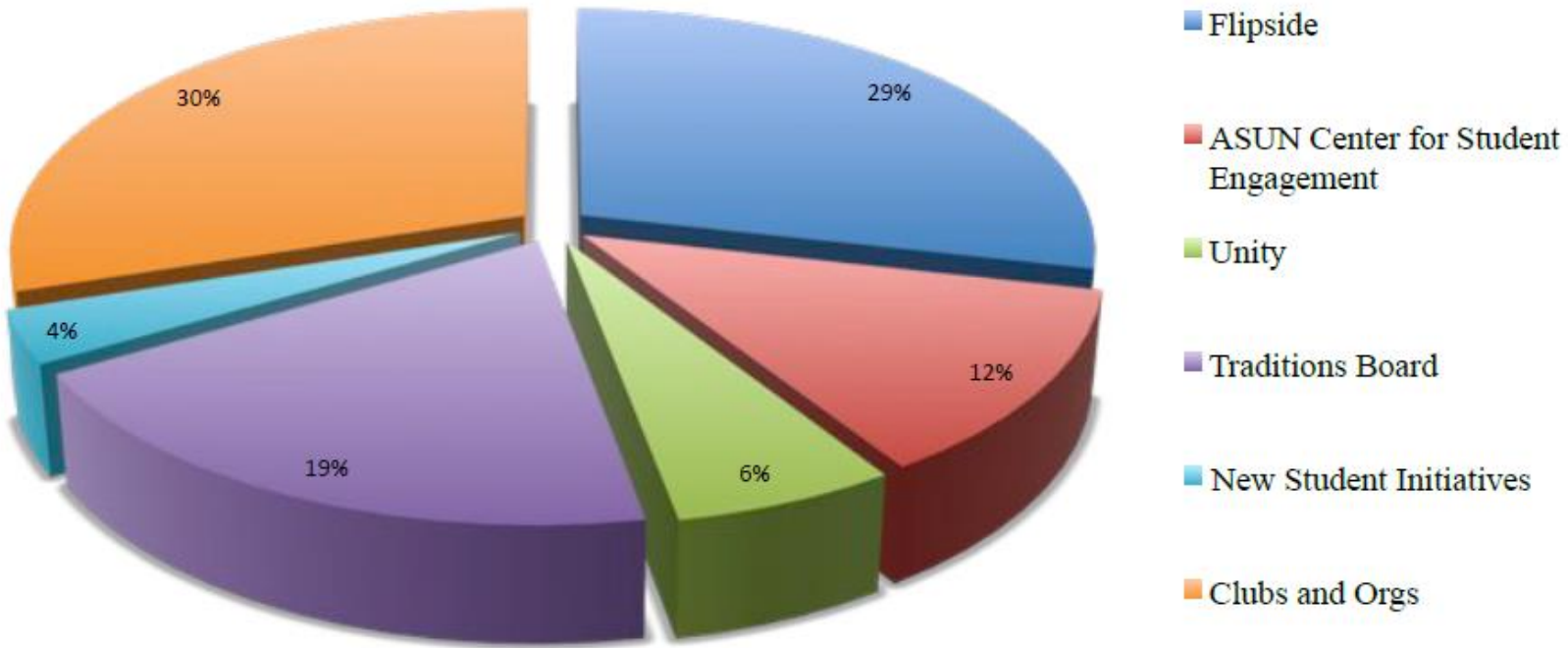
*Total Allocations are greater than Total Revenues as allocations account for the money that was not used last year and has rolled over (in each account), this year.



Student Engagement & Campus Events **\$ 595,619.01** **25.32%**

Flipside	\$169,929.03
ASUN Center for Student Engagement	\$74,000.00
Unity	\$36,408.75
Traditions Board	\$115,855.08
New Student Initiatives	\$21,000.00
Clubs and Orgs	\$178,426.15

Student Engagement & Campus Events
\$595,619.01



Student Engagement Services

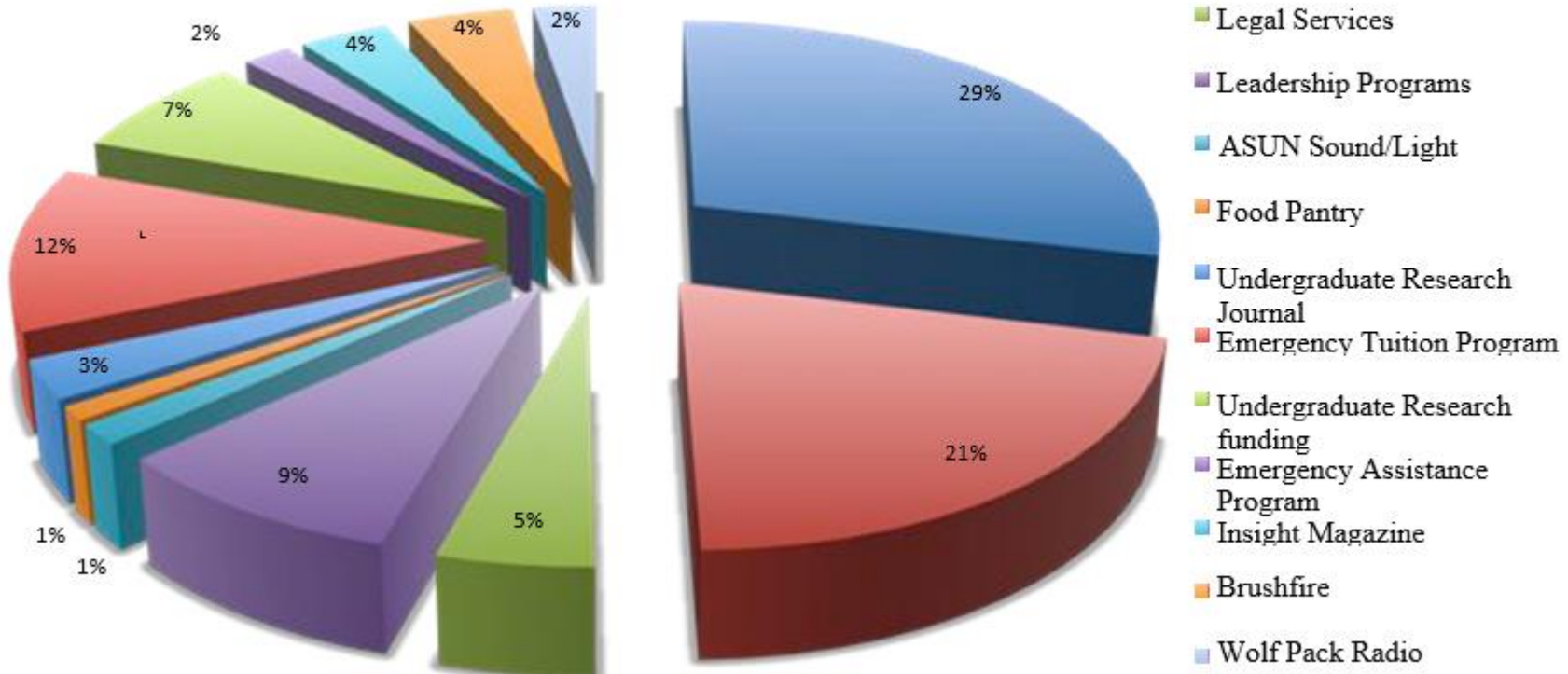
\$337,366.62

14.34%

Campus Escort	\$ 96,994.00	Emergency Tuition Program	\$ 40,000.00
Inkblot Promotions	\$ 70,800.00	Undergraduate Research Funding	\$ 25,000.00
Legal Services	\$ 15,450.00	Emergency Assistance Program	\$ 6,480.00
Leadership Programs	\$ 30,000.00	Insight Magazine	\$ 12,025.00
ASUN Sound/Light	\$ 5,000.00	Brushfire	\$ 14,200.00
Food Pantry	\$ 3,417.62	Wolf Pack Radio	\$ 8,450.00
Undergraduate Research Journal	\$ 9,550.00		

Student Engagement Services

\$337,477.62

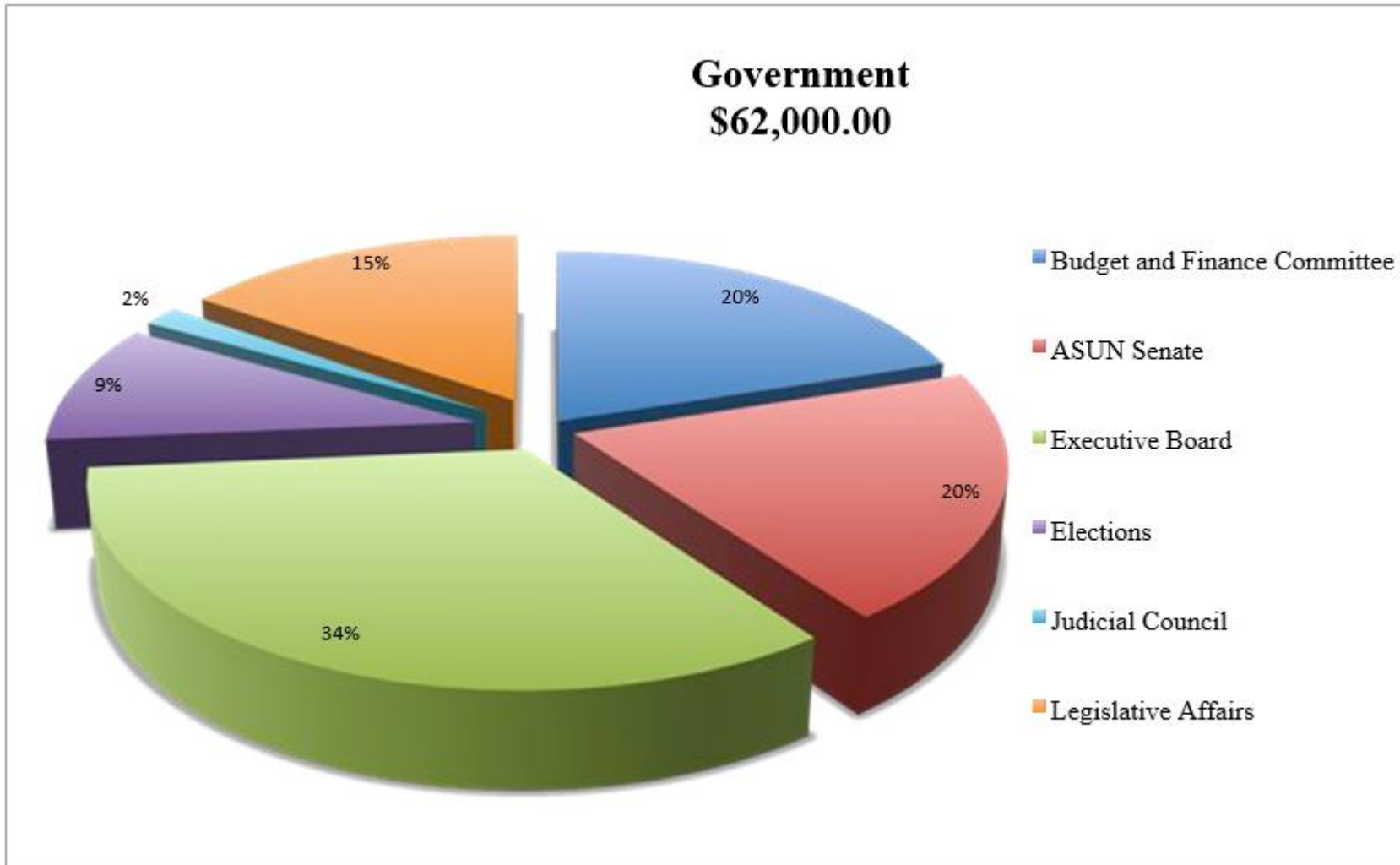


Government

Budget and Finance Committee
ASUN Senate
Executive Board
Elections
Judicial Council
Legislative Affairs

\$ 62,500.00 2.66%

\$ 12,500.00
\$ 12,500.00
\$ 21,000.00
\$ 6,000.00
\$ 1,000.00
\$ 9,500.00



Wages/Grants/Benefits **\$1,277,487.93** **54.31%**

Student Wages and Benefits \$641,103.93

Professional Wages and Benefits \$600,984.00

Graduate Assistants and Tuition \$35,400.00

