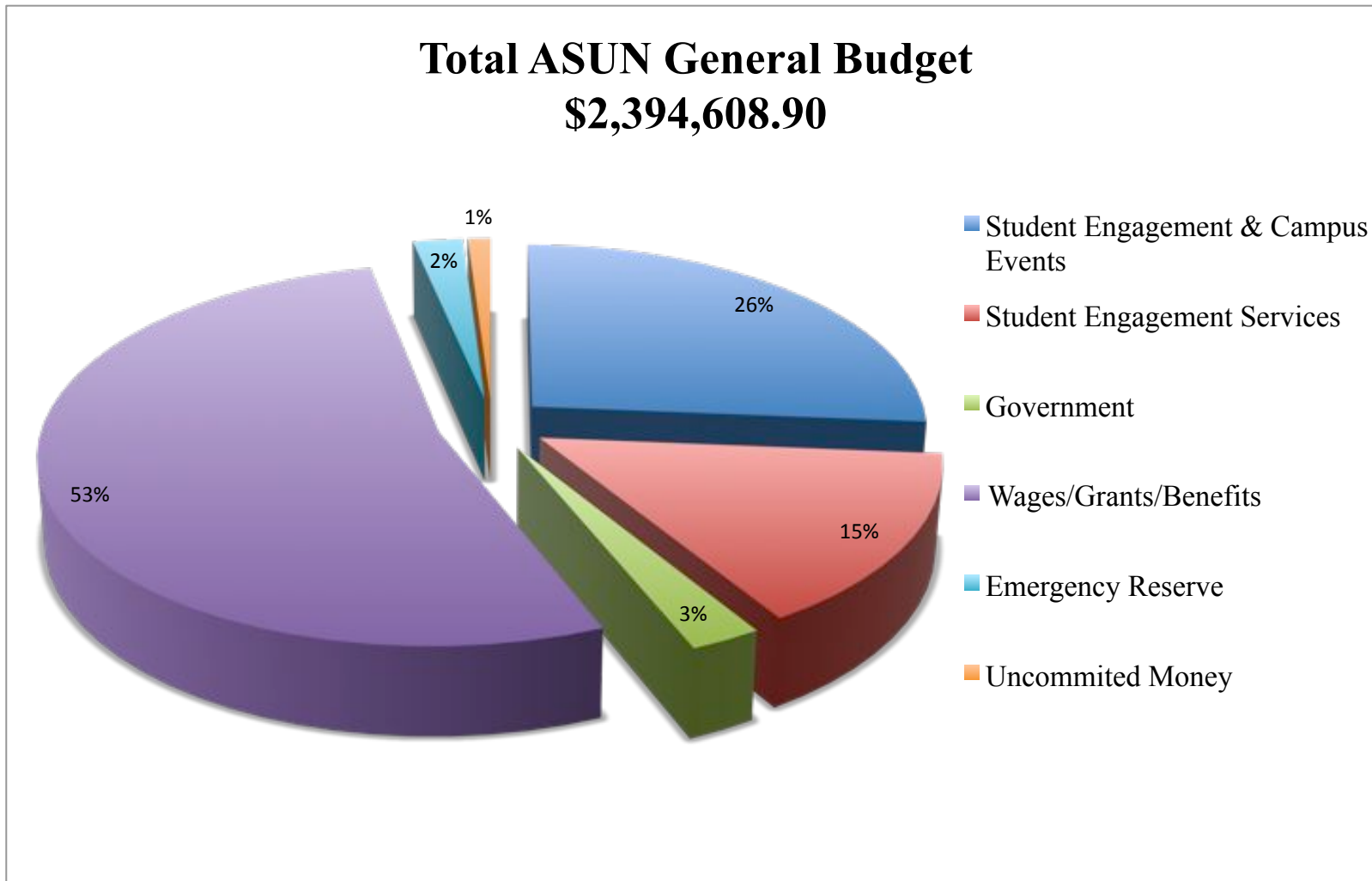


Total ASUN General Account Revenues	\$ 2,206,275.32	
Total ASUN General Budget Allocations	\$ 2,394,608.90	100.00%
Student Engagement & Campus Events	\$ 629,798.62	26.30%
Student Engagement Services	\$ 357,046.62	14.91%
Government	\$ 61,700.00	2.58%
Wages/Grants/Benefits	\$ 1,265,992.51	52.87%
Emergency Reserve	\$ 55,156.88	2.30%
Uncommitted Money	\$ 24,914.27	1.04%

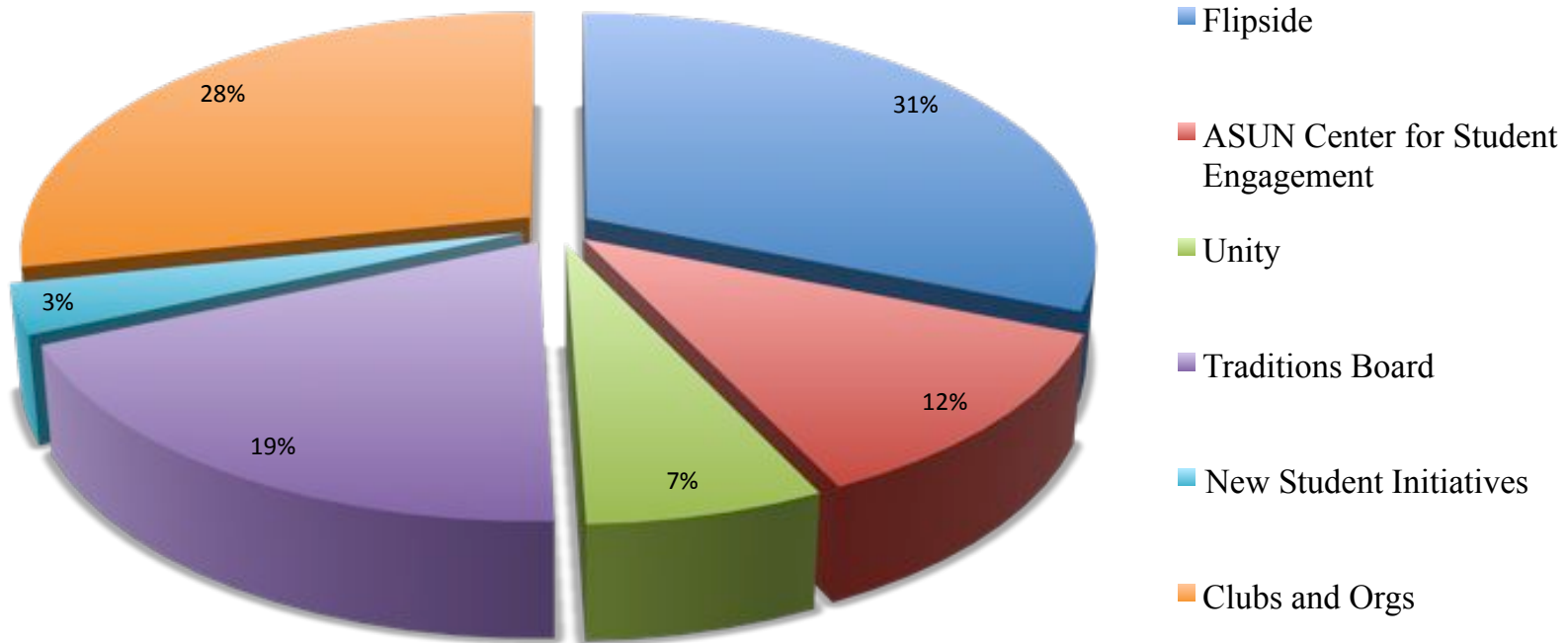
*Total Allocations are greater than Total Revenues as allocations account for the money that was not used last year and has rolled over (in each account), this year.



Student Engagement & Campus Events \$ 629,798.62 26.30%

Flipside	\$	196,273.56
ASUN Center for Student Engagement	\$	74,000.00
Unity	\$	41,408.75
Traditions Board	\$	118,690.16
New Student Initiatives	\$	21,000.00
Clubs and Orgs	\$	178,426.15

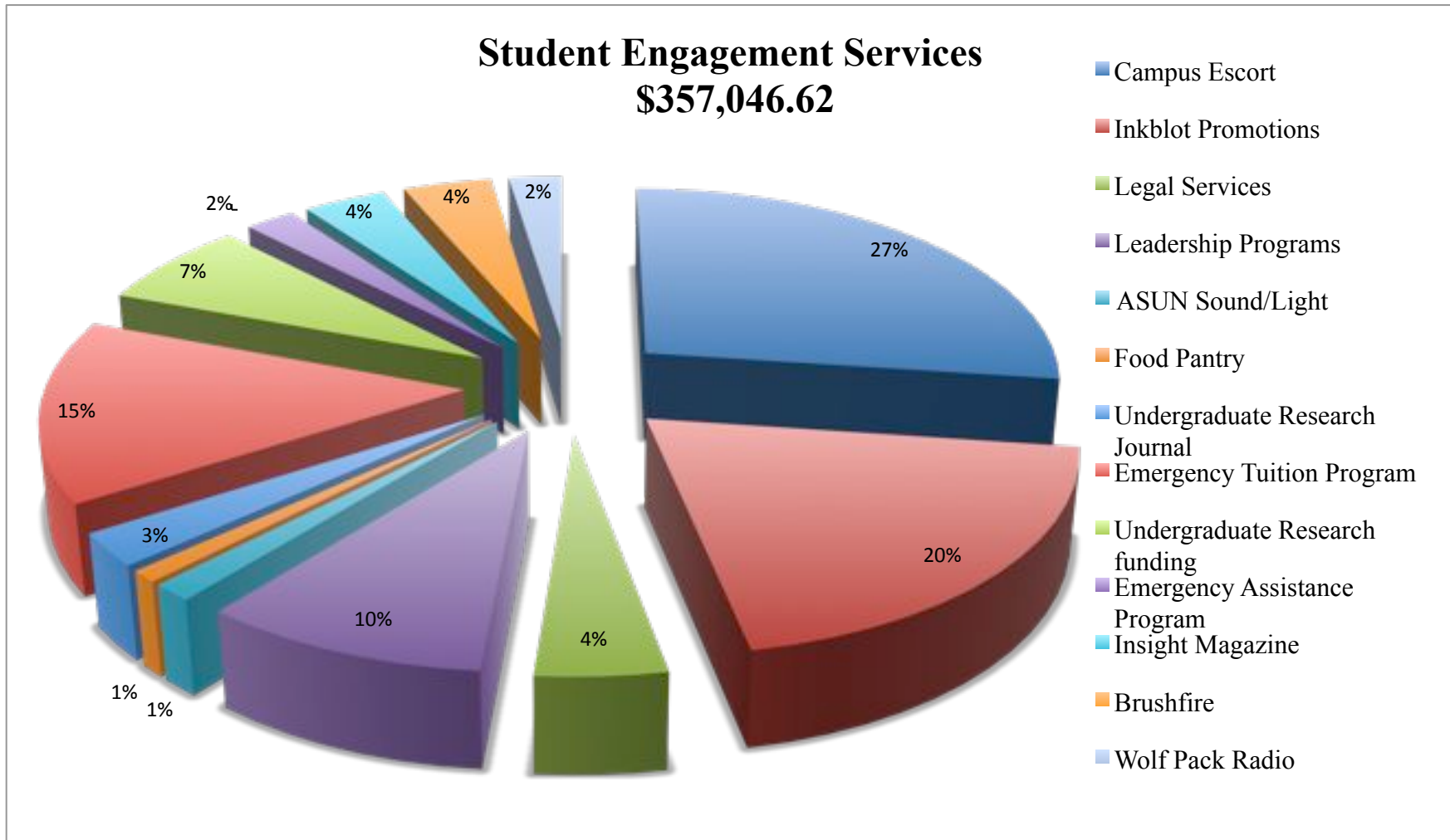
**Student Engagement & Campus Events
\$629,798.62**



Student Engagement Services

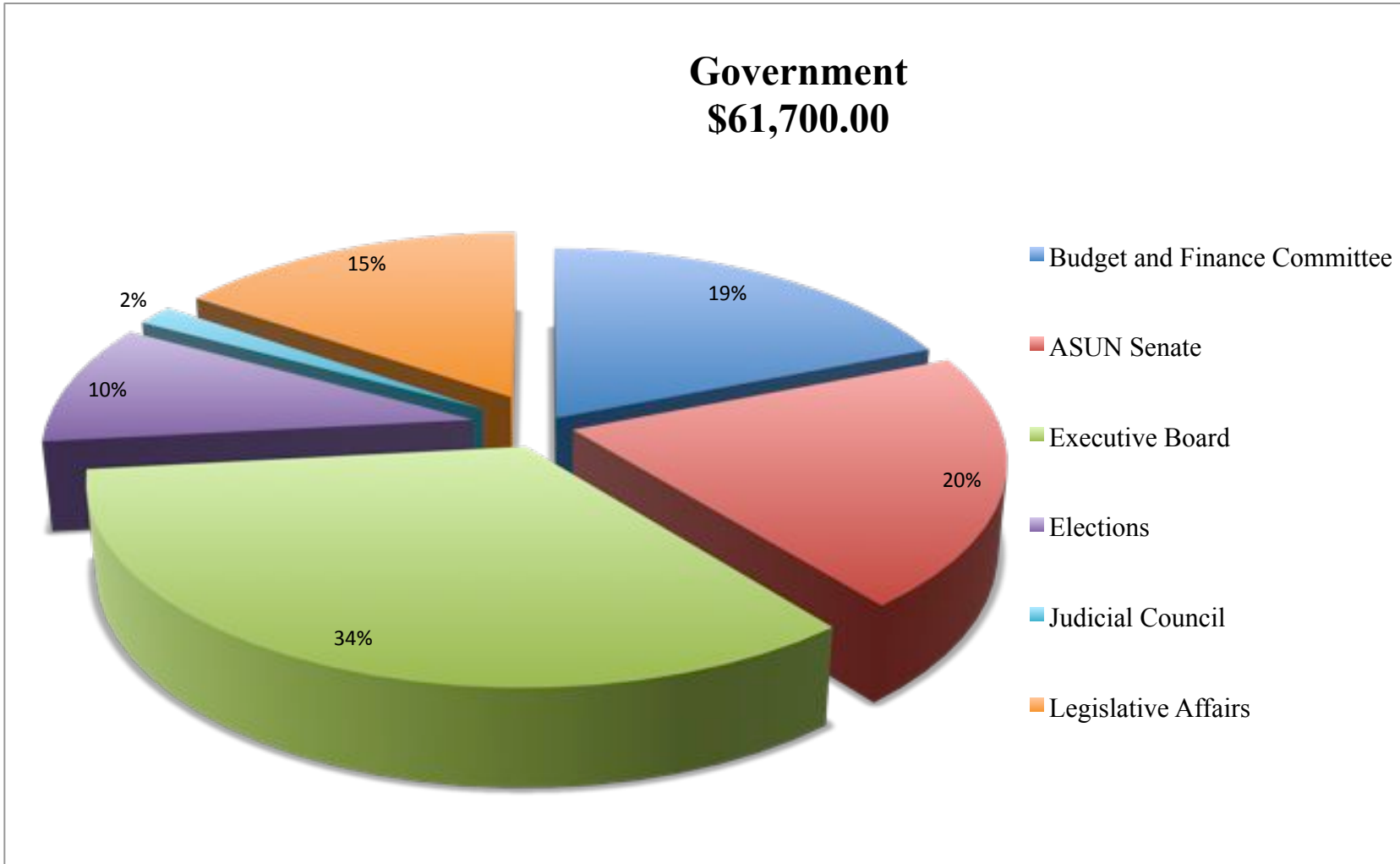
\$ 357,046.62 14.91%

Campus Escort	\$	96,994.00	Emergency Tuition Program	\$	53,000.00
Inkblot Promotions	\$	70,800.00	Undergraduate Research Funding	\$	25,000.00
Legal Services	\$	15,450.00	Emergency Assistance Program	\$	7,980.00
Leadership Programs	\$	34,000.00	Insight Magazine	\$	14,200.00
ASUN Sound/Light	\$	5,000.00	Brushfire	\$	14,200.00
Food Pantry	\$	3,417.62	Wolf Pack Radio	\$	8,450.00
Undergraduate Research Journal	\$	9,550.00			



Government **\$ 61,700.00** **2.58%**

Budget and Finance Committee	\$	11,700.00
ASUN Senate	\$	12,500.00
Executive Board	\$	21,000.00
Elections	\$	6,000.00
Judicial Council	\$	1,000.00
Legislative Affairs	\$	9,500.00



Wages/Grants/Benefits	\$	1,265,992.51	52.87%
Student Wages and Benefits	\$	641,103.93	
Professional Wages and Benefits	\$	589,488.58	
Graduate Assistants and Tuition	\$	35,400.00	

